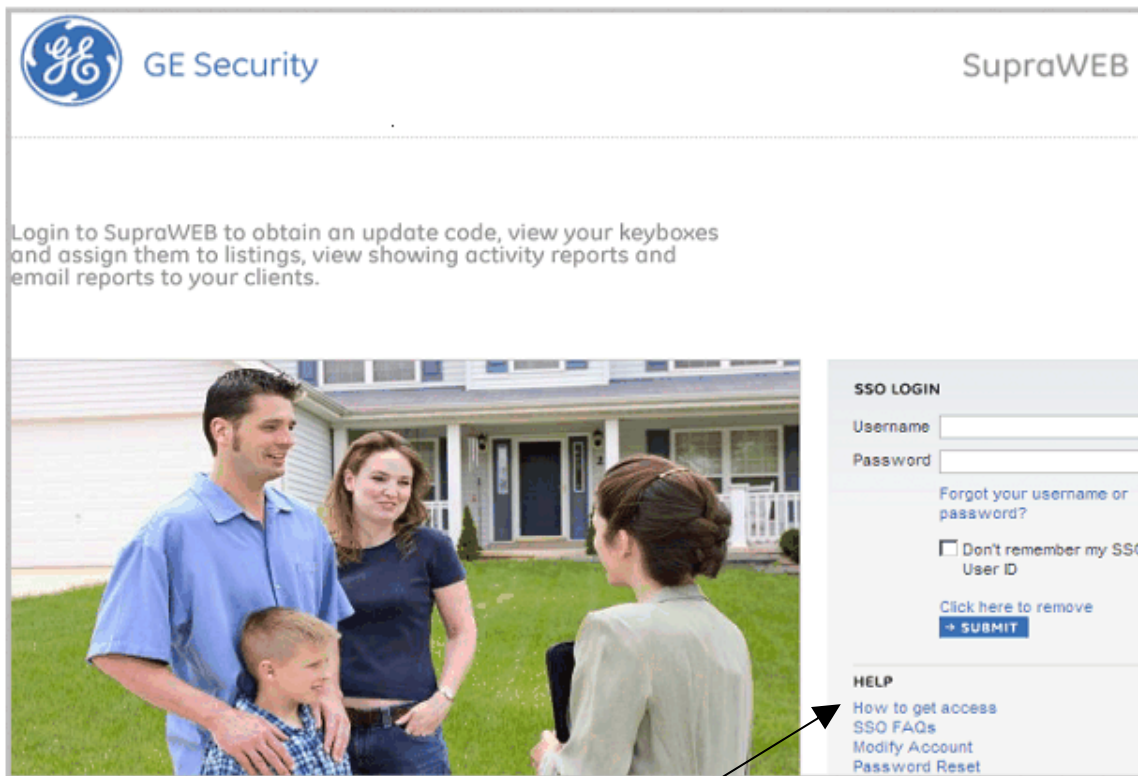


Creating an SSO ID for SupraWEB

Several new enhancements are coming soon to SupraWEB. One of the most important features will be the use of a SSO (Single Sign On) user ID. Using this login method will increase the security of your data, as well as give you access to all of your billing information.

When the change is implemented, you will need to create a SSO user name and password. The one time process is outlined below:

1) Click on the SupraWEB link at www.supraekey.com



GE Security SupraWEB

Login to SupraWEB to obtain an update code, view your keyboxes and assign them to listings, view showing activity reports and email reports to your clients.

SSO LOGIN

Username

Password

[Forgot your username or password?](#)

Don't remember my SSO User ID

[Click here to remove](#)


HELP

- [How to get access](#)
- [SSO FAQs](#)
- [Modify Account](#)
- [Password Reset](#)

2) Click on "how to get access" under HELP

The SSO Registration page will open

3) Complete the SSO Registration Application and click "Submit". [Click here](#) to see some guidelines on creating your Username and Password.



Single Sign On

SSO Registration application

› Sign Up Now!

› Need Help?

› Modify Your Account

› Forgot your User ID?

› Forgot your Password?

Please provide the following information :

Fields marked with ▶ are required.

First Name ▶

Middle Initial :

Last Name ▶

Email Address ▶ ?

Please confirm your email address. ▶

Please choose a User ID and Password :

User ID ▶ Check ?

Password ▶

Your password is **case sensitive**, must be at least **8 characters** long, must start and end with **a letter**, and must contain at least **one number**. No **special characters** except **., @, -, _**.

Please confirm Password ▶

Password strength:

Please select and answer your Password Challenge :

Password Challenge :

Challenge Response ▶

This is used to verify your identity in the event you forget your password.

Please enter the word shown in the box below

Enter the code exactly as shown below (case sensitive):▶

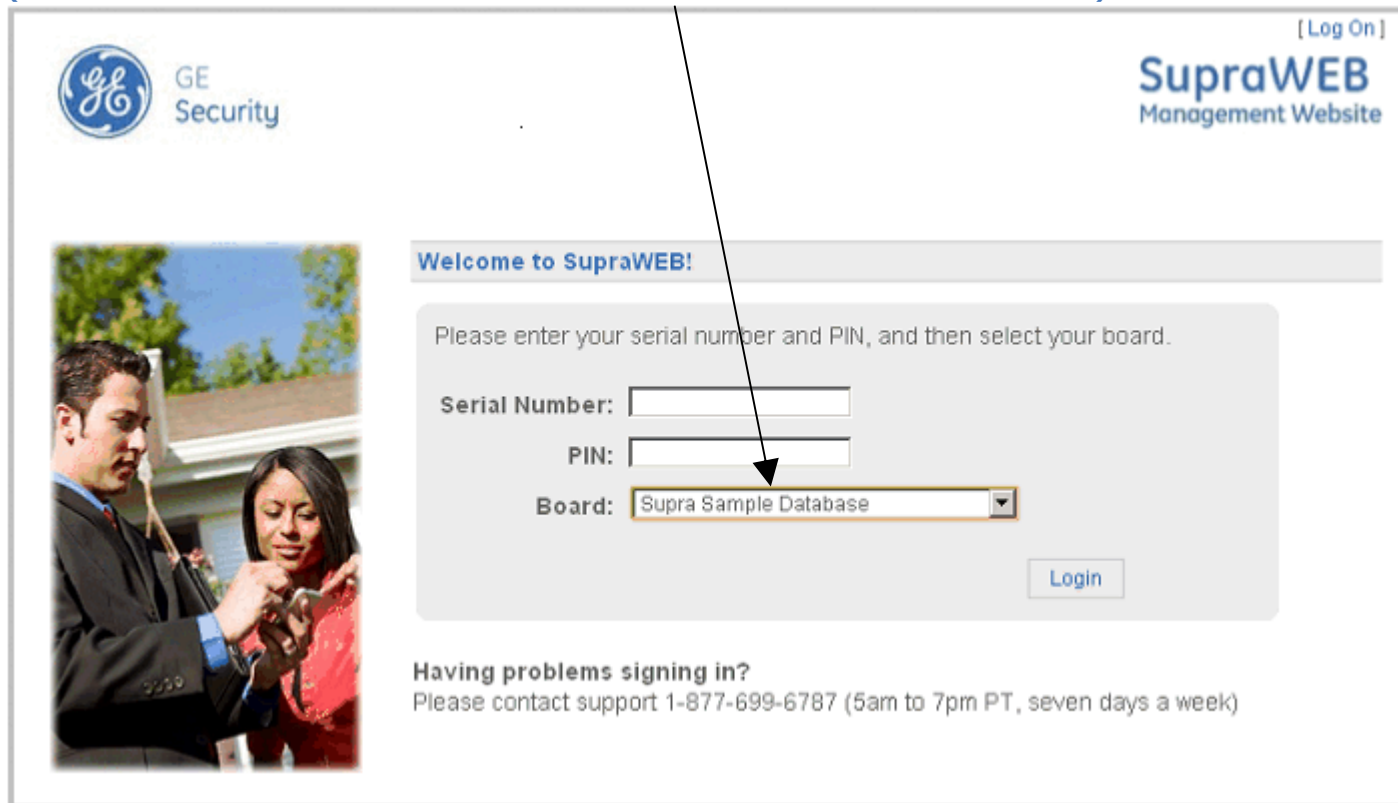
Used to prevent automated registrations.

uGRHz

By clicking "Submit", you indicate that you agree to the Terms below :

The Single Sign On ("SSO") registration information provided above will be held by the General Electric Company ("GE"), 3135 Easton Turnpike, Fairfield, CT 06828 in the United States. The information will be used to authorize your access to this and other SSO-enabled sites and may be shared with other GE entities to authorize your access to SSO-enabled sites (wherever located, worldwide) that they may operate and that you choose to visit. The information may also be used by this and other SSO-enabled sites to allow you to customize certain aspects of the site, either through the optional placement of a "cookie" on your hard drive or through similar means. The use of the information for any other purposes will be disclosed to you through, and is subject to, Terms of Use or other legal notices provided. Although the data protection laws of the United States and the countries where other GE sites are located may not provide a level of data protection and privacy equivalent to that provided for in your country, GE will take appropriate measures to ensure that the SSO registration information you provide is protected against unauthorized or unlawful access or disclosure. By clicking "Submit" below, you acknowledge that you understand and consent to the above.

4) Complete the SupraWEB login page. This provides the system with your board or MLS, your key number and your pin.
(Board scroll down to: TX – Metro Tex Assoc of Realtors)



[Log On]

SupraWEB
Management Website

Welcome to SupraWEB!

Please enter your serial number and PIN, and then select your board.

Serial Number:

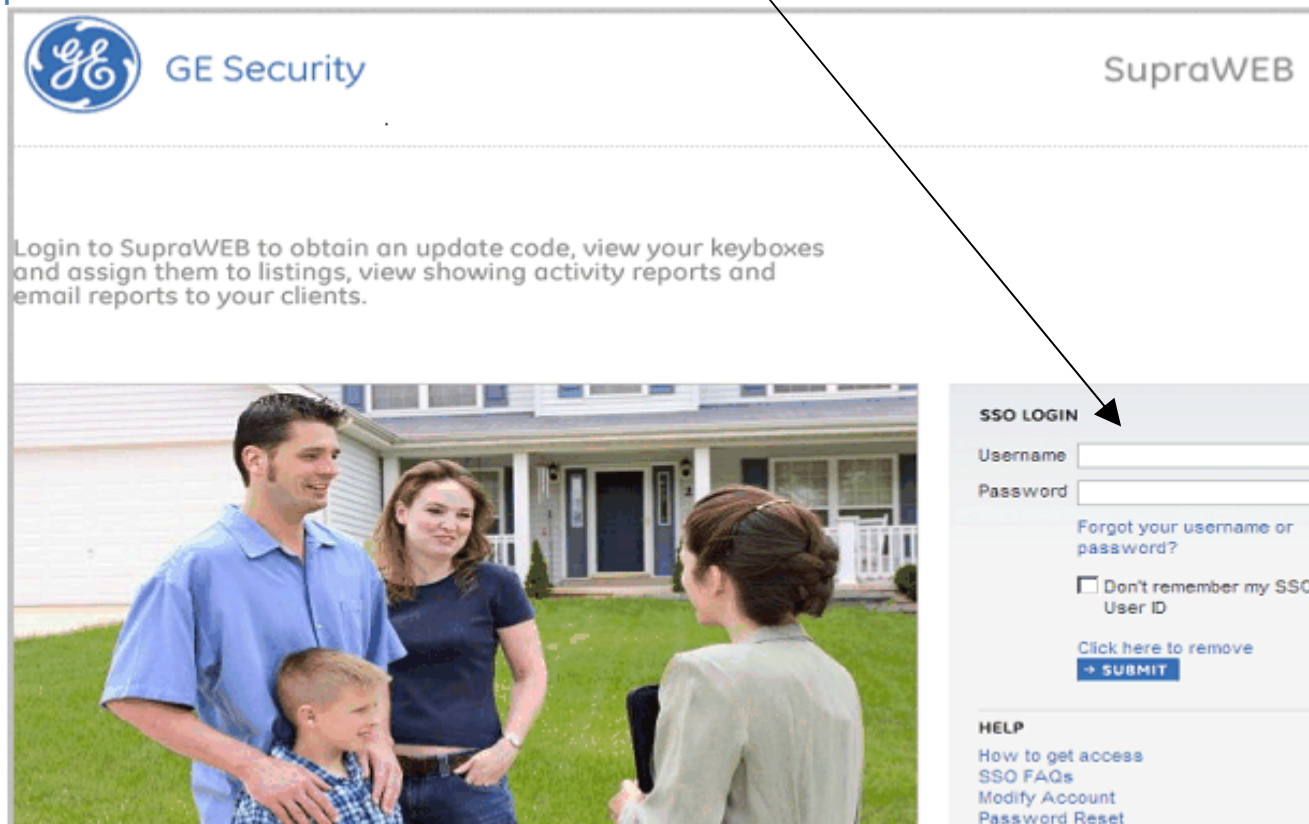
PIN:

Board:

Login

Having problems signing in?
Please contact support 1-877-699-6787 (5am to 7pm PT, seven days a week)

5) The next time you log into SupraWEB, you will use your SSO ID and password.



GE Security

SupraWEB

Login to SupraWEB to obtain an update code, view your keyboxes and assign them to listings, view showing activity reports and email reports to your clients.

SSO LOGIN

Username

Password

[Forgot your username or password?](#)

Don't remember my SSO User ID

[Click here to remove](#)

HELP

[How to get access](#)

[SSO FAQs](#)

[Modify Account](#)

[Password Reset](#)